









Whole You™ Sleep Appliances Product Map

Recommended by Patient Conditions

Recommended Oral Appliances by Patient Conditions			Respire		Respire		Respire		Respire	
			Blue+	Blue EF+	Pink AT	Pink EF AT	Pink	Pink EF	Pink Micro	Pink EF Micro
Patient Conditions		OA Features/Functions								
Anatomical Conditions	Large jaw/Strong bite	Durable			✓	✓	✓	✓		
	Limited vertical opening	Small size, Short arms, Separate insertion	✓	✓		✓		✓	✓	✓
	Small mouth	Small size	✓	✓		✓		✓	✓	✓
	Nasal resistance	Maximum movement of soft palate		✓		✓		✓		✓
Intraoral Conditions	Large tongue	Maximum tongue space		✓		✓		✓		✓
	Narrow arch		✓		✓		✓		✓	
	High vaulted palate		✓		✓		✓		✓	
	Mallampati score: 3 or 4		Forward movement of soft palate		✓		✓		✓	
	Class 3 occlusion	Easy adjustment	✓ H*		✓ H*		✓ H*			
Dental Conditions	Sensitive teeth	Gentle retention	✓ H/S*		✓ H/S*		✓ H/S*		✓ H/S*	
	Gum disease		✓ H/S*		✓ H/S*		✓ H/S*		✓ H/S*	
	Dental work	Gentle retention, Less coverage on front teeth	✓ H/S*	✓	✓ H/S*	✓	✓ H/S*	✓	✓ H/S*	✓
	Needs of future dental treatment	Easy adjustment	✓ H*		✓ H*		✓ H*		✓ H*	
	Full denture	Maximum retention	✓ H*	✓	✓ H*	✓	✓ H*	✓	✓ H*	✓
	Short teeth		✓ H*	✓	✓ H*	✓	✓ H*	✓	✓ H*	✓
	Missing teeth		✓ H*	✓	✓ H*	✓	✓ H*	✓	✓ H*	✓
Symptomatic Conditions	Bruxism	Free range of motion, Less stress on teeth			✓ H/S*	✓	✓ H/S*	✓	✓ H/S*	✓
	Gagging	Maximum tongue movement, Minimum size		✓		✓		✓	✓	✓
	TMJ	Free range of motion			✓	✓	✓	✓	✓	✓
Medicare Approved					✓	✓	✓	✓	✓	✓
Compliance Chip Available							✓	✓	✓	✓

✓ Highly recommended

✓ Recommended

H* : Hard

H/S*: Hard/Soft