





Whole You™ Sleep Appliances Product Map

Recommended by Patient Conditions

Recommended Oral Appliances by Patient Conditions			Respire EF			Respire Blue+	Respire	
Patient Conditions		OA Features/Functions	Blue+	Pink	Pink Micro	Blue+	Pink	Pink Micro
 Anatomical Conditions	Large jaw/Strong bite	Durable		✓			✓	
	Limited vertical opening	Small size, Short arms, Separate insertion	✓	✓	✓	✓		✓
	Small mouth	Small size	✓	✓	✓	✓		✓
	Nasal resistance	Maximum movement of soft palate	✓	✓	✓			
 Intraoral Conditions	Large tongue	Maximum tongue space	✓	✓	✓			
	Narrow arch		✓	✓	✓			
	High vaulted palate		✓	✓	✓			
	Mallampati score: 3 or 4	Forward movement of soft palate	✓	✓	✓			
	Class 3 occlusion	Easy adjustment				✓ H*	✓ H*	
 Dental Conditions	Sensitive teeth	Gentle retention				✓ H/S*	✓ H/S*	✓ H/S*
	Gum disease		✓ H/S*	✓ H/S*	✓ H/S*			
	Dental work	Gentle retention, Less coverage on front teeth	✓	✓	✓	✓ H/S*	✓ H/S*	✓ H/S*
	Needs of future dental treatment	Easy adjustment				✓ H*	✓ H*	✓ H*
	Full denture	Maximum retention	✓	✓	✓	✓ H*	✓ H*	✓ H*
	Short teeth		✓	✓	✓	✓ H*	✓ H*	✓ H*
	Missing teeth		✓	✓	✓	✓ H*	✓ H*	✓ H*
 Symptomatic Conditions	Bruxism	Free range of motion, Less stress on teeth		✓	✓		✓ H/S*	✓ H/S*
	Gagging	Maximum tongue movement, Minimum size	✓	✓	✓			
	TMJ	Free range of motion		✓	✓		✓	✓
Medicare Approved				✓	✓		✓	✓
DentiTrac® Compliance Chip Available				✓	✓		✓	✓